

# Logging into IBM SkillsBuild

## Which email address should I use to log in?

You should have received an email from SkillsBuild when you were registered to the platform. Wherever you received that welcome email is the email address that you must use. If you didn't receive an email, reach out to your SkillsBuild partner.

The organization you are a part of has started your registration process, they used the email you've provided them. You should have received an invitation email from **sbuser@us.ibm.com**, the subject line is "**Welcome to IBM SkillsBuild for Job Seekers!**". Finish your registration by clicking in the "**go to IBM SkillsBuild**" button.

## IBM **SkillsBuild** for Job Seekers

# Welcome to IBM SkillsBuild

Free training and tools to help you get a tech job you love!

Congratulations, you are now registered to use SkillsBuild!





SkillsBuild helps you gain foundational skills to prepare you to apply for an entry-level job in tech, while also earning credentials.

Simply click the button below to sign in using your Google, Facebook, LinkedIn, Custom ID, or IBM ID. If you have multiple email addresses, be sure to sign in using the email that this message is addressed to. Keep this email in case you need to find your way back later.

[Go to IBM SkillsBuild](#)

Clicking this button will bring you to the following page:

Hi there! How would you like to log in to IBM SkillsBuild?

	Log in with Google
	Log in with Email
	Log in with LinkedIn
	Log in with IBM ID

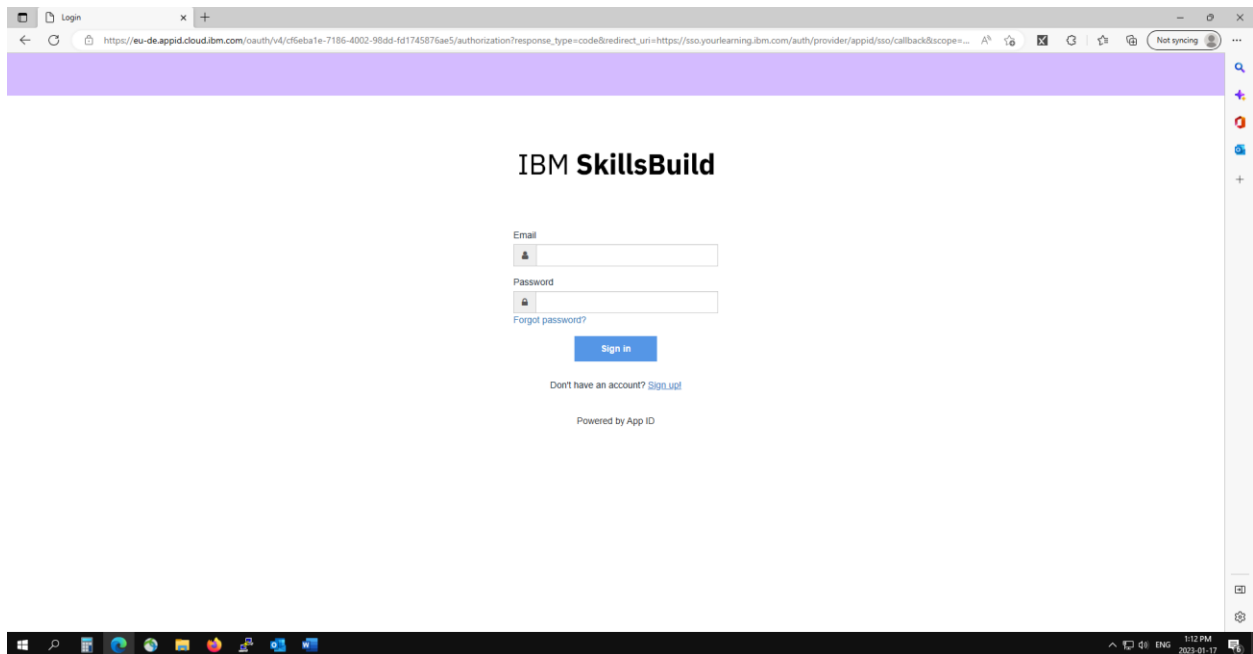
---

Don't have an account with IBM SkillsBuild? [Sign up](#)

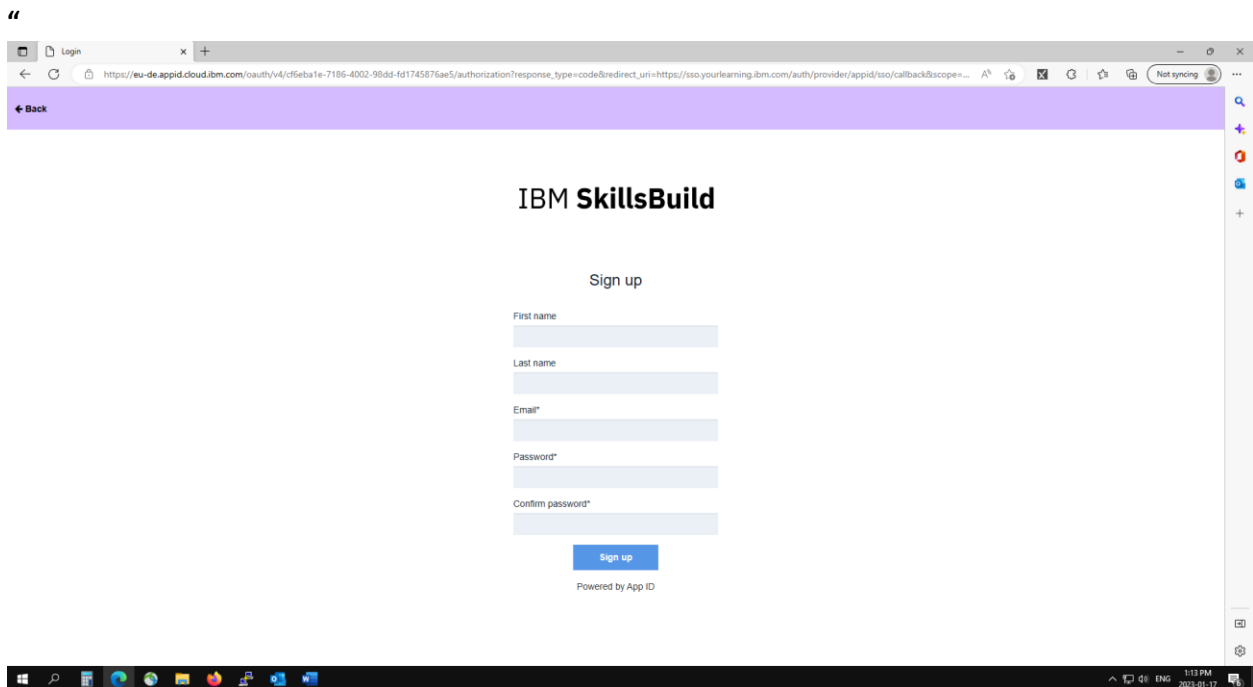


Choose the “Login with Email” option. If you click on “**Sign up**” from this page, you will be registered on the Open SkillsBuild platform and will not be associated with your SkillsBuild partner, thus not having access to the entire course catalogue.

If this is your first time accessing, on the resulting screen, click the Sign Up button

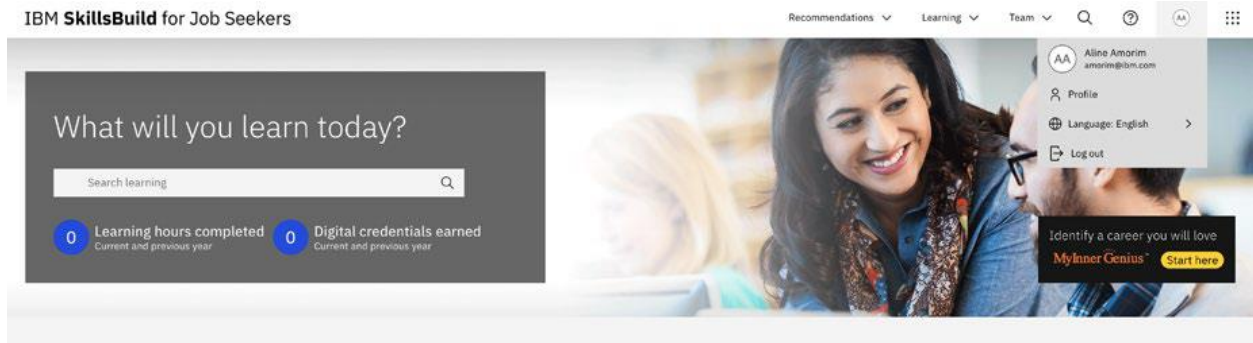


Complete these fields to create your ID. Make sure to use the email address that you were registered to SkillsBuild with. Then click the “Sign Up” button



Click on the confirmation email that gets sent to you and then choose the “Login with Email” . Enter the email and password you entered on previous step to access the site.

Once you’re successfully logged in, you’ll see the homepage and can confirm you’re assigned to the right organization by clicking on the circle (on the top right) and then “Profile”



You can double check your learning preferences then click on “Next”.

## IBM SkillsBuild for Job Seekers

Step 1 Please select your areas of interest

### Job roles

Customer service representative Cybersecurity analyst Data analyst Designer Enterprise computing professional Linux system administrator  
Project manager

### Professional skills

✓ Career planning ✓ Collaboration ✓ Communication ✓ Critical thinking ✓ Decision making ✓ Digital literacy Diversity and inclusion  
✓ Interpersonal skills ✓ Leadership ✓ Mindfulness ✓ Problem solving ✓ Professionalism ✓ Resilience ✓ Virtual teaming  
Working in a digital world

### Technology skills

Artificial intelligence (AI) ✓ Blockchain ✓ Cloud computing ✓ Cybersecurity ✓ Data and analytics ✓ Digital marketing  
Enterprise computing Internet of Things (IoT) Open source software ✓ Quantum computing Web development

### Ways of working

✓ Agile methodology ✓ Design thinking ✓ Digital strategies for small business Entrepreneurial mindset Project management

### Job readiness

✓ Creating a digital brand ✓ Interviewing ✓ Resume writing Searching for jobs in difficult times ✓ Succeeding in a new job  
Working from home

### Updates & Reminders

Yes, SkillsBuild for Job Seekers can send me periodic emails.

Next

Under **step 2**, can see your information and your organization name.

## IBM **SkillsBuild** for Job Seekers

### Step 2 Please review your basic information

If any of the information below is incorrect, please contact your organization partner displayed below.

#### FULL NAME

Aline Amorim [Edit name](#)

#### YOUR PROFILE PHOTO



[Change photo](#)

#### EMAIL

amorim@ibm.com

#### COUNTRY

Brazil

#### LOCATION

[Edit location](#)

#### ORGANIZATION

IBM

#### ORGANIZATION PARTNER



**Angela L Hetzler**  
angela.l.hetzler@us.ibm.com

Done